

SUBMITTAL DRAWING

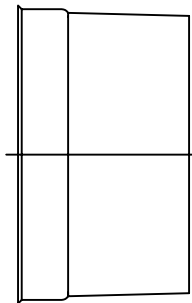
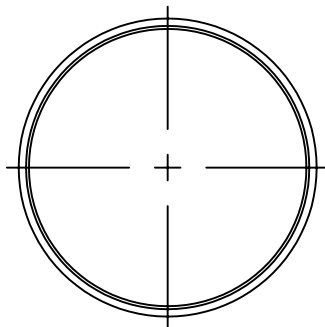
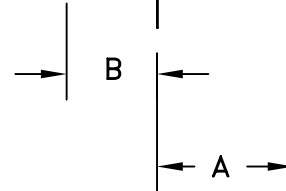
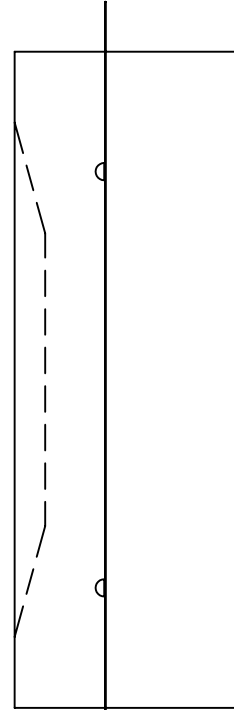
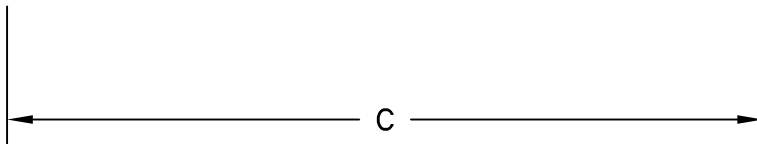
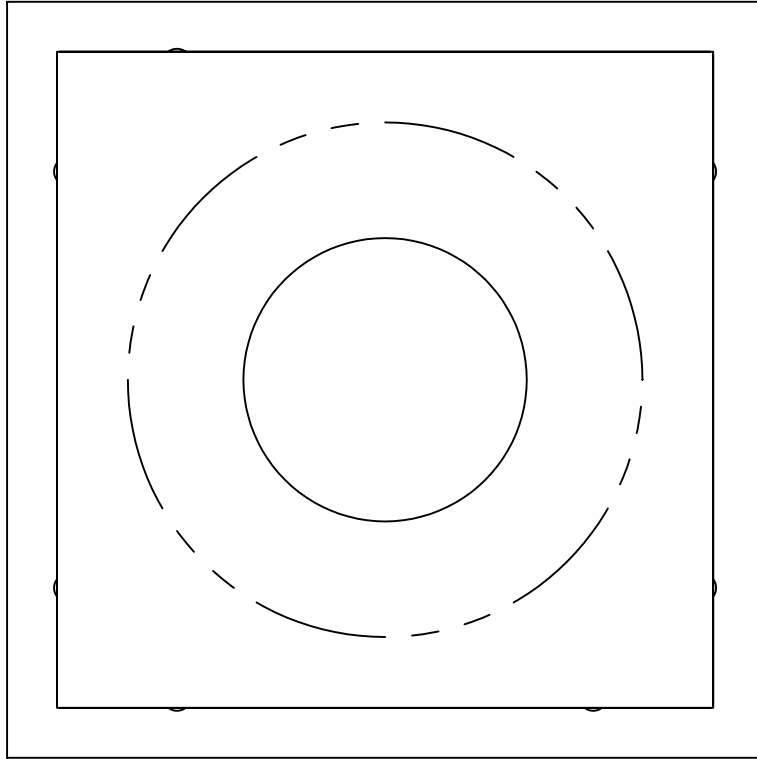
JOB NAME: _____
 LOCATION: _____
 ARCHITECT: _____
 ENGINEER: _____
 CONTRACTOR: _____

**ALL FUEL
CEILING SUPPORT
ASSEMBLY**

DATE: 05/04/05

SUBMITTED BY: _____

DRAWING #: D1-28



PART NO.	SIZE	A	B	C SQUARE
6HS-CSA	6"	3"	2"	14-1/4"
8HS-CSA	8"	3"	2"	14-1/4"



• MATERIAL: 0.028 GALVANIZED STEEL